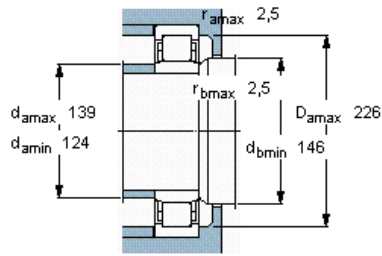
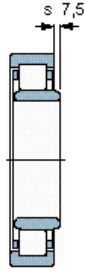
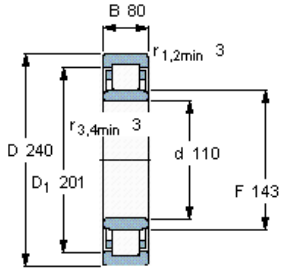
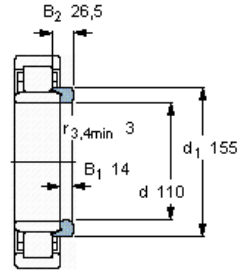


Cylindrical roller bearings, single row

Principal dimensions			Basic load ratings		Designation	Angle ring
d	D	B	dynamic C	static C0	* SKF Explorer bearing	Designation
mm			kN		-	-
110	240	80	780	900	NU 2322 ECP *	HJ 2322 EC



Calculation factors
 k_r 0,25
 e 0,3 γ 0



HJ 2322 EC
 Mass kg 1,25